

*Belle Creek Charter School*

2018 - 2019  
Budget  
vs. YTD Actuals

As of March 31, 2019

4/22/2019

















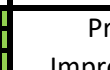


**Belle Creek Charter School**  
**"First Comes Learning"**  
**9290 E. 107<sup>th</sup> Ave.**  
**Henderson, CO 80640**  
**303-468-0160**

**Prepared By:**  
**Boos Financial Services, Inc.**  
**Rick Boos, CEO**  
**303-722-5634**

## Belle Creek Charter School Financial Dashboard

As of March 31, 2019

		ACTUALS		Benchmarks		
Indicator	Calculation	3/31/2019		 Red	 YELLOW	 GREEN
<b>Months of Unrestricted Cash</b>		 <b>4.61</b> 		< 1	1 - 3	> 3
	Unrestricted Cash	\$2,148,637.47				
	Total Projected Actual Expenditures	\$5,587,978.09				
<b>Payroll/Benefits % of Revenue</b>		 <b>65%</b> 		< 50% or > 70%	In line with Board Goals	50% - 70%
	Total Projected Salary & Benefits	\$3,589,023.30				
	Total Projected Revenues	\$5,527,159.59				
<b>Facility Cost % of Revenue</b>		 <b>10%</b> 		> 20%	16% - 20%	< 16%
	Total Projected Facility Lease & Loan	\$567,314.62				
	Total Projected Revenues	\$5,527,159.59				
<b>Surplus/(Deficit) % of Expenditures</b>	Based upon larger than 10% Unrestricted Operating Reserve	 <b>-1.09%</b> 		-2.0% or > 20.0%	-1.99% - .99%	1% - 20%
	Projected Change in Fund Balance	(\$60,818.50)				
	Total Projected Actual Expenditures	\$5,587,978.09				
<b>Instructional Staff to Students</b>		 <b>13.41</b> 		> 20	16 - 20	< 16
	Instructional Staff	48.35				
	Students	648.40				
<b>Total Staff to Students</b>		 <b>10.84</b> 		> 18	12.01 - 18	< = 12
	Total Staff	59.84				
	Students	648.40				
<b>State UIP Rating</b>		 <b>PERFORMANCE</b> 		Priority Improvement or Turnaround	Improvement	Performance

# Belle Creek Charter School

## Statement of Financial Position

As of March 31, 2019

					Prior Year
		Total All Funds	General Fund	Pupil Activities	General Fund
<b>Assets</b>					
<b>Current Assets:</b>					
Cash Operating Account	8101	\$233,361.31	\$173,513.27	\$59,848.04	\$274,886.27
Payroll Account	8106	201,488.16	201,488.16	0.00	314,680.59
CSAFE/Colotrust/Investments	8111	1,773,136.04	1,773,136.04	0.00	1,643,108.52
CNIC / Flex	8104	127,294.93	127,294.93	0.00	196,554.08
Arbiter Sports	8107	1,055.15	1,055.15	0.00	0.00
Investment Held By Trustee	8113	94,888.10	94,888.10	0.00	95,381.33
Petty Cash	8103	500.00	500.00	0.00	500.00
Subtotal Cash		<u>2,431,723.69</u>	<u>2,371,875.65</u>	<u>59,848.04</u>	<u>2,525,110.79</u>
Grants Receivable	8142	2,502.20	2,502.20	0.00	(24,366.27)
A/R BECS	8153	0.00	0.00	0.00	0.00
A/R General	8153	1,336.82	1,336.82	0.00	507.00
A/R District 27J	8153	0.00	0.00	0.00	0.00
A/R Eagle Ridge	8153	0.00	0.00	0.00	0.00
Prepaid Exp. Other	8181	0.00	0.00	0.00	0.00
Deposits/Legal Retainer	8191	1,000.00	1,000.00	0.00	1,000.00
Subtotal Other Current Assets		<u>4,839.02</u>	<u>4,839.02</u>	<u>0.00</u>	<u>(22,859.27)</u>
<b>Total Assets</b>		<u><u>2,436,562.71</u></u>	<u><u>2,376,714.67</u></u>	<u><u>59,848.04</u></u>	<u><u>2,502,251.52</u></u>
<b>Liabilities and Fund Equity</b>					
<b>Current Liabilities:</b>					
Accounts Payable - General	7421	49,520.50	49,520.50	0.00	66,336.29
Accrued Salaries & Benefits	7461	190,671.77	190,671.77	0.00	197,070.01
Payroll Liabilities	7471	75,520.28	75,520.28	0.00	67,114.36
Deferred Revenue	7482	0.00	0.00	0.00	0.00
Incurred Not Reported Claims/Flex	7499	117,049.33	117,049.33	0.00	192,920.83
Subtotal Current Liabilities		<u>432,761.88</u>	<u>432,761.88</u>	<u>0.00</u>	<u>523,441.49</u>
<b>Fund Equity</b>					
Operating Reserve Unrestricted	6770	468,145.79	468,145.79	0.00	839,179.03
Reserves 7.5% Operating	6770	422,362.00	422,362.00	0.00	342,879.00
Assigned for Insurance Pool	6760	400,000.00	400,000.00	0.00	250,000.00
Assigned for Capital Projects	6760	300,000.00	300,000.00	0.00	200,000.00
Reserves Repair & Replacement	6720	94,500.00	94,500.00	0.00	81,600.00
Tabor Reserve	6721	168,945.00	168,945.00	0.00	137,152.00
Reserves SPED Legal Reserve	6720	90,000.00	90,000.00	0.00	128,000.00
Reserve for Prepaid Expenses	6752	0.00	0.00	0.00	0.00
Reserved for Pupil Activity	6770	59,848.04	0.00	59,848.04	0.00
Subtotal Fund Equity		<u>2,003,800.83</u>	<u>1,943,952.79</u>	<u>59,848.04</u>	<u>1,978,810.03</u>
<b>Total Liabilities and Fund Equity</b>		<u><u>\$2,436,562.71</u></u>	<u><u>\$2,376,714.67</u></u>	<u><u>\$59,848.04</u></u>	<u><u>\$2,502,251.52</u></u>

**Belle Creek Charter School  
Revenue and Expense  
Budget/Actual**

	FY 2018-2019				FY 2017-2018			FY 2018-19		Comments
	Adopted Budget	March Revised Budget	75% 03/31/19 YTD Actuals	% of the year Budget	Revised Budget	03/31/18 YTD Actuals	% Adj. Budget	Projected Actuals	Over/(Under) Adjusted Budget	
	Funded Pupil Count	648.40 7,855.19	650.14 7,841.57	648.40 \$7,855.19		626.56 7,389.10	626.56 \$7,386.48		650.14 7,841.57	
<b>General Fund</b>										
<b>BEGINNING FUND BALANCE</b>	1,813,728.35	1,813,728.35	\$1,967,315.80	108%	1,807,349.71	\$1,807,349.71	100%	1,967,315.80	\$153,587.45	
<b>GENERAL FUND REVENUE</b>										
State PPR	5,093,303.57	5,098,118.32	3,792,143.64	74%	4,629,714.50	3,520,504.30	76%	5,098,118.32	0.00	74%
Investment Interest	20,300.00	40,250.00	31,319.42	78%	20,300.00	17,282.90	85%	40,250.00	0.00	78%
Textbook Fines	0.00	1,652.91	2,085.00	126%	0.00	302.00	-	2,085.00	432.09	
Vending Machine Sales	400.00	400.00	272.25	68%	400.00	390.60	98%	400.00	0.00	
Student Fees / Rosetta Stone Fees	11,500.00	11,850.01	11,990.28	101%	11,500.00	11,562.00	101%	12,000.00	149.99	
Miscellaneous	13,000.00	13,000.00	7,522.82	58%	13,000.00	11,508.33	89%	13,000.00	0.00	Rental Income
Donations	1,000.00	1,000.00	847.34	85%	1,000.00	433.01	43%	1,000.00	0.00	
Developer Contributions	0.00	32,320.00	32,320.00	100%	4,040.00	34,340.00	850%	32,320.00	0.00	
Mill Levy Override	21,500.00	21,500.00	10,145.31	47%	21,500.00	6,541.38	30%	20,457.26	(1,042.74)	
<b>TOTAL LOCAL REVENUES</b>	5,161,003.57	5,220,091.24	3,888,646.06	74%	4,701,454.50	3,602,864.52	77%	5,219,630.58	(460.66)	
State Capital Construction Funding	171,028.47	189,704.35	124,335.94	66%	159,221.43	96,355.49	61%	166,630.88	(23,073.47)	@ \$299.87 Now \$256.30
State Special Ed - ECEA	88,937.60	76,704.41	69,033.98	90%	88,937.60	81,416.21	92%	76,704.41	0.00	
Additional At-Risk Funding	0.00	0.00	0.00	-	0.00	3,651.05	-	0.00	0.00	
Federal IDEA B Special Ed	64,193.72	64,193.72	0.00	-	64,193.72	47,534.01	74%	64,193.72	0.00	
<b>TOTAL STATE AND FEDERAL REVENUES</b>	324,159.79	330,602.48	193,369.92	58%	312,352.75	228,956.76	73%	307,529.01	(23,073.47)	
<b>TOTAL REVENUES</b>	5,485,163.36	5,550,693.72	\$4,082,015.98	74%	5,013,807.24	\$3,831,821.28	76%	5,527,159.59	(\$23,534.13)	
<b>REVENUES &amp; BEGINNING FUND BALANCE</b>	7,298,891.70	7,364,422.07	\$6,049,331.78	82%	6,821,156.95	\$5,639,170.99	83%	7,494,475.39	\$130,053.32	
Funded Pupil Count										

**Belle Creek Charter School  
Revenue and Expense  
Budget/Actual**

	FY 2018-2019				FY 2017-2018			FY 2018-19		Comments
	Adopted Budget	March Revised Budget	75% 03/31/19 YTD Actuals	% of the year Budget	Revised Budget	03/31/18 YTD Actuals	% Adj. Budget	Projected Actuals	Over/(Under) Adjusted Budget	
	<b>GENERAL FUND EXPENSES</b>									
Office of Principal	263,500.00	264,750.00	197,910.72	75%	256,950.00	192,835.71	75%	264,750.00	0.00	Mentor \$6K
Teachers	1,504,160.00	1,450,080.00	1,068,583.94	74%	1,430,290.00	1,069,821.19	75%	1,426,180.00	(23,900.00)	ELPA & Tech Adjustment & Music
Special Education Teachers	99,850.00	86,050.00	61,915.03	72%	95,070.00	71,222.61	75%	86,050.00	0.00	72%
Special Education Paras	35,860.00	45,680.00	34,272.59	75%	27,960.00	19,670.89	70%	45,680.00	0.00	75%
Special Education /OT	0.00	16,112.00	12,743.32	79%	0.00	0.00	-	16,112.00	0.00	79%
Teacher Assistants	324,890.00	311,590.00	211,256.60	68%	279,330.00	209,455.47	75%	271,590.00	(40,000.00)	\$42K READ Act / Summer/ + 1 TA
Substitute Teacher	26,250.00	25,000.00	21,021.36	84%	25,000.00	14,398.00	58%	25,000.00	0.00	84%
Student Services	164,550.00	141,320.00	107,288.96	76%	159,320.00	118,537.34	74%	141,320.00	0.00	+ Floater
Psychologist	36,500.00	0.00	-	-	0.00	-	-	0.00	0.00	#DIV/0!
Technology Administrator	29,470.00	29,470.00	23,909.42	81%	27,860.00	21,631.56	78%	23,909.42	(5,560.58)	100%
Business Services	0.00	0.00	0.00	-	11,250.61	11,234.69	100%	0.00	0.00	#DIV/0!
Custodian	131,520.00	132,000.00	97,262.02	74%	130,110.00	97,954.93	75%	132,000.00	0.00	74%
Sick Day Payout	7,000.00	7,000.00	4,214.50	60%	6,929.70	6,929.70	100%	7,000.00	0.00	60%
Pay For Performance Program	0.00	6,500.00	0.00	-	0.00	0.00	-	0.00	(6,500.00)	Gift Cards
Extra Duty Pay/ Athletic Director	15,000.00	15,000.00	8,142.36	54%	10,000.00	11,293.71	113%	15,000.00	0.00	54%
Athletic Coaching	0.00	10,000.00	0.00	-	0.00	-	-	10,000.00	0.00	Supplement Sports Activity
Overtime	2,200.00	5,000.00	3,810.37	76%	2,200.00	2,234.52	102%	5,000.00	0.00	76%
<b>TOTAL SALARIES</b>	<b>2,640,750.00</b>	<b>2,545,552.00</b>	<b>1,852,331.19</b>	<b>73%</b>	<b>2,462,270.31</b>	<b>1,847,220.32</b>	<b>75%</b>	<b>2,469,591.42</b>	<b>(75,960.58)</b>	<b>75%</b>
Medicare	38,291.01	36,910.63	25,834.11	70%	35,702.92	25,548.41	72%	35,809.21	(1,101.43)	1.45%
PERA	532,111.13	512,928.73	357,107.75	70%	489,991.79	345,495.07	71%	497,622.67	(15,306.06)	72%
Health Insurance	586,000.00	586,000.00	419,503.02	72%	549,484.40	417,148.85	76%	586,000.00	0.00	72%
<b>TOTAL BENEFITS</b>	<b>1,156,402.13</b>	<b>1,135,839.36</b>	<b>802,444.88</b>	<b>71%</b>	<b>1,075,179.11</b>	<b>788,192.33</b>	<b>73%</b>	<b>1,119,431.88</b>	<b>(16,407.49)</b>	<b>72%</b>
Benefits % of Salaries	0.44	45%	43.32%		43.67%	42.67%		45%		
<b>TOTAL SALARIES AND BENEFITS</b>	<b>3,797,152.13</b>	<b>3,681,391.36</b>	<b>\$2,654,776.07</b>	<b>72%</b>	<b>3,537,449.42</b>	<b>\$2,635,412.65</b>	<b>75%</b>	<b>3,589,023.30</b>	<b>(\$92,368.07)</b>	
Sal & Ben % of PPR	0.75	72%	70%		76%	75%		70%		
Banking Service Fees	800.00	800.00	264.29	33%	800.00	160.35	20%	800.00	0.00	
Facility Lease-Treasure Fees/Bld. Corp. Exp.	4,500.00	4,500.00	2,875.00	64%	6,000.00	4,175.00	70%	4,500.00	0.00	No S&P invoice
Payroll Service	8,260.00	8,260.00	6,181.10	75%	8,260.00	7,074.08	86%	8,260.00	0.00	
Sped. Srv. (Speech, Psy., Etc.)	50,000.00	98,500.00	93,197.00	95%	50,000.00	41,456.25	83%	<b>116,200.00</b>	<b>17,700.00</b>	80%
Contracted Instrutional Srv. (Music)	0.00	85,400.00	61,084.39	72%	0.00	0.00	-	85,400.00	0.00	72%
Mental Health Services	18,000.00	18,000.00	12,000.00	67%	18,000.00	12,000.00	67%	18,000.00	0.00	Community Reach
Assessments - Licenses NWEA	8,192.50	8,354.00	8,354.00	100%	8,192.50	8,192.50	100%	8,354.00	0.00	
Assessments - Alpine Achivement	2,757.30	3,581.80	2,581.80	72%	2,757.30	2,550.60	93%	3,581.80	0.00	
Legal Services	3,000.00	3,000.00	492.50	16%	3,000.00	1,370.50	46%	3,000.00	0.00	
Audit Services	8,750.00	8,850.00	8,850.00	100%	8,750.00	8,750.00	100%	8,850.00	0.00	
Accounting Consulting Services	46,939.61	78,965.00	50,888.77	64%	31,471.20	20,343.48	65%	78,965.00	0.00	\$500 Erate Consult/ BFS
Payroll & Human Resources Services	28,900.00	28,900.00	15,918.11	55%	28,912.00	21,607.05	75%	28,900.00	0.00	
Nursing Services	15,000.00	20,000.00	15,710.83	79%	15,000.00	9,950.00	66%	20,000.00	0.00	
School Resource Officer	20,000.00	20,000.00	0.00	-	0.00	0.00	-	20,000.00	0.00	
Background Checks	1,500.00	1,500.00	899.80	60%	1,200.00	1,232.76	103%	1,500.00	0.00	
Technology Services	1,000.00	1,000.00	1,017.80	102%	1,000.00	835.00	84%	19,580.00	18,580.00	Sound Equipment/ Support
Temporary Staffing Services	12,000.00	25,000.00	15,597.61	62%	20,000.00	0.00	-	25,000.00	0.00	Substitute Teachers/ LT Sped
Building Use / Shared Costs	47,000.00	47,000.00	36,936.27	79%	44,000.00	36,936.26	84%	47,000.00	0.00	First / Last Prorated
<b>Purchased Services</b>	<b>276,599.41</b>	<b>461,610.80</b>	<b>332,849.27</b>	<b>72%</b>	<b>247,343.00</b>	<b>176,633.83</b>	<b>71%</b>	<b>497,890.80</b>	<b>36,280.00</b>	

**Belle Creek Charter School  
Revenue and Expense  
Budget/Actual**

	FY 2018-2019				FY 2017-2018			FY 2018-19		Comments
	Adopted Budget	March Revised Budget	75% 03/31/19 YTD Actuals	% of the year Budget	Revised Budget	03/31/18 YTD Actuals	% Adj. Budget	Projected Actuals	Over/(Under) Adjusted Budget	
	Water & Sewer	14,746.00	14,746.00	9,453.77	64%	14,600.00	9,984.22	68%	14,746.00	
Utilities - Electric	82,000.00	82,000.00	68,668.59	84%	85,000.00	59,031.12	69%	90,000.00	8,000.00	76.30%
Utilities - Gas	27,000.00	27,000.00	28,158.63	104%	33,000.00	19,724.43	60%	35,000.00	8,000.00	80.45%
Waste Disposal	13,700.00	13,700.00	12,782.25	93%	13,700.00	9,444.16	69%	17,000.00	3,300.00	
Snow Removal	8,000.00	8,000.00	7,576.20	95%	8,000.00	6,545.25	82%	8,000.00	0.00	
Repair and Maintenance Grounds	20,000.00	20,000.00	9,184.00	46%	20,000.00	12,887.00	64%	20,000.00	0.00	
Shredding Services	500.00	500.00	280.99	56%	500.00	147.57	30%	500.00	0.00	
Building Repair and Maintenance Services	15,000.00	15,000.00	2,530.74	17%	15,000.00	4,006.29	27%	15,000.00	0.00	
Repair and Maintenance Equipment	95,000.00	95,000.00	61,093.16	64%	95,000.00	41,360.43	44%	95,000.00	0.00	Boiler \$17,820
Replacement of Roof	0.00	167,940.00	167,940.00	100%	0.00	0.00	-	167,940.00	0.00	
Monitoring & Alarm Service	1,730.00	1,730.00	1,581.00	91%	1,730.00	1,554.00	90%	1,764.00	34.00	
Equipment Rentals	9,189.72	9,189.72	6,426.29	70%	20,000.00	12,154.26	61%	9,189.72	0.00	Rebate FY17
<b>Property Related Services</b>	<b>286,865.72</b>	<b>454,805.72</b>	<b>375,675.62</b>	<b>83%</b>	<b>306,530.00</b>	<b>176,838.73</b>	<b>58%</b>	<b>474,139.72</b>	<b>19,334.00</b>	
Liability Insurance	25,000.00	25,545.00	25,545.00	100%	24,354.00	24,366.00	100%	25,545.00	0.00	
Unemployment Insurance	6,885.68	6,885.68	5,042.48	73%	6,817.50	4,976.10	73%	6,885.68	0.00	0.28%
Workers Comp Insurance	18,700.00	18,700.00	16,713.15	89%	18,500.00	12,227.05	66%	21,300.00	2,600.00	
Telephone and Internet	13,000.00	13,000.00	10,105.68	78%	12,120.00	15,778.33	130%	13,000.00	0.00	
Postage	1,900.00	1,900.00	821.90	43%	1,900.00	1,111.13	58%	1,900.00	0.00	
Advertising / Marketing	1,500.00	3,000.00	1,708.51	57%	1,300.00	3,512.88	270%	3,000.00	0.00	Talent Ed \$315.11 / Yelp
Printing Binding and Duplication	100.00	100.00	0.00	-	100.00	0.00	-	100.00	0.00	
Staff Development Fees and Travel	10,000.00	10,000.00	1,908.87	19%	3,000.00	106.81	4%	10,000.00	0.00	
<b>Other Purchased Services</b>	<b>77,085.68</b>	<b>79,130.68</b>	<b>61,845.59</b>	<b>78%</b>	<b>68,091.50</b>	<b>62,078.30</b>	<b>91%</b>	<b>81,730.68</b>	<b>2,600.00</b>	
District Purchase Service Central Admin.	83,893.66	95,570.58	71,006.84	74%	81,450.15	88,343.36	108%	95,570.58	0.00	\$147 per student
District Purchase Service Instructional Sup.	36,312.08	39,008.40	29,256.30	75%	35,254.45	0.00	-	39,008.40	0.00	\$60 per student
<b>District Purchased Services Required</b>	<b>120,205.74</b>	<b>134,578.98</b>	<b>100,263.14</b>	<b>75%</b>	<b>116,704.60</b>	<b>88,343.36</b>	<b>76%</b>	<b>134,578.98</b>	<b>0.00</b>	2.64%
District Purchase Service OT/PT/PSY	20,000.00	20,000.00	1,533.95	8%	67,570.00	40,706.61	60%	5,000.00	(15,000.00)	\$47,569.97 FY17 Add PT only
District Purchase Service Transportation	2,000.00	2,000.00	0.00	-	2,000.00	0.00	-	2,000.00	0.00	+ Sports Transportation
<b>District Purchased Services Optional</b>	<b>22,000.00</b>	<b>22,000.00</b>	<b>1,533.95</b>	<b>7%</b>	<b>69,570.00</b>	<b>40,706.61</b>	<b>59%</b>	<b>7,000.00</b>	<b>(15,000.00)</b>	
Instructional Supplies and Materials	85,000.00	125,000.00	98,174.38	79%	80,000.00	66,402.96	83%	125,000.00	0.00	Rosetta Stone \$10K
Athletic Transportation / Referees	0.00	10,000.00	9,420.00	94%	0.00	0.00	-	10,000.00	0.00	
Staff Development Supplies	1,000.00	1,000.00	0.00	-	1,000.00	0.00	-	1,000.00	0.00	
Custodial Supplies	13,000.00	13,000.00	6,527.55	50%	11,000.00	7,036.01	64%	13,000.00	0.00	
Office Supplies	6,500.00	6,500.00	3,045.54	47%	6,000.00	2,220.91	37%	6,500.00	0.00	Moved Yelp
Technology Supplies / Elect. Media	2,000.00	2,000.00	1,338.41	67%	2,000.00	1,237.61	62%	2,000.00	0.00	
Health / Medical / Safety Supplies	1,850.00	2,400.00	2,034.52	85%	1,850.00	1,422.05	77%	2,400.00	0.00	
Vehicle Fuel	500.00	500.00	0.00	-	500.00	0.00	-	500.00	0.00	
Vehicle Maintenance	1,000.00	1,000.00	0.00	-	1,000.00	1,034.36	103%	1,000.00	0.00	
<b>Supplies and Materials</b>	<b>110,850.00</b>	<b>161,400.00</b>	<b>120,540.40</b>	<b>75%</b>	<b>103,350.00</b>	<b>79,353.90</b>	<b>77%</b>	<b>161,400.00</b>	<b>0.00</b>	

**Belle Creek Charter School  
Revenue and Expense  
Budget/Actual**

	FY 2018-2019				FY 2017-2018			FY 2018-19		Comments
		March	75%	of the year				Projected	Over/(Under)	
	Adopted Budget	Revised Budget	03/31/19 YTD Actuals	% Budget	Revised Budget	03/31/18 YTD Actuals	% Adj. Budget	Actuals	Adjusted Budget	
Facility Lease - Building Corp.	577,100.00	567,582.33	415,799.13	73%	577,200.00	423,501.84	73%	567,314.62	(267.71)	Interest on reserves
Furniture, Fixtures and Equipment	25,000.00	45,000.00	17,028.76	38%	13,500.00	15,273.71	113%	45,000.00	0.00	Security Upgrade/Chromebooks
<b>Leases and Fixed Assets</b>	602,100.00	612,582.33	\$432,827.89	71%	590,700.00	\$438,775.55	74%	612,314.62	(\$267.71)	
Board Misc. Expenses/Employee Gift Cards	6,900.00	14,000.00	19,900.00	142%	6,910.00	7,004.94	101%	19,900.00	5,900.00	Gift Cards - Salaries
Instructional Dues and Fees/ CLCS	6,000.00	6,000.00	5,167.06	86%	5,350.00	4,918.52	92%	6,000.00	0.00	\$406 FCC License / \$7.42 CLCS
Board of Directors Conference/Travel	4,000.00	4,000.00	0.00	-	3,000.00	0.00	-	4,000.00	0.00	
<b>Dues / Fees / Miscellaneous</b>	16,900.00	24,000.00	25,067.06	104%	15,260.00	11,923.46	78%	29,900.00	5,900.00	
<b>TOTAL EXPENDITURES</b>	5,309,758.68	5,631,499.87	\$4,105,378.99	73%	5,054,998.52	\$3,710,066.39	73%	5,587,978.09	(\$43,521.78)	
Operating Reserve Unrestricted	397,108.03	257,115.20	468,145.79	182%	600,983.47	789,473.60	131%	435,260.30	178,145.10	
Operating Reserve 7.5% Target	398,232.00	422,362.00	422,362.00	100%	379,125.00	342,879.00	90%	419,098.00	(3,264.00)	15%
Assigned for Insurance Pool	400,000.00	400,000.00	400,000.00	100%	250,000.00	250,000.00	100%	400,000.00	0.00	
Assigned for Capital Projects	450,000.00	300,000.00	300,000.00	100%	200,000.00	200,000.00	100%	300,000.00	0.00	
Building Repair & Replacement Reserve 2%	94,500.00	94,500.00	94,500.00	100%	94,400.00	81,600.00	86%	94,500.00	0.00	
3% Tabor Reserve	159,293.00	168,945.00	168,945.00	100%	151,649.96	137,152.00	90%	167,639.00	(1,306.00)	
Special Education Legal Reserve	90,000.00	90,000.00	90,000.00	100%	90,000.00	128,000.00	142%	90,000.00	0.00	
<b>RESERVES / ENDING FUND BALANCE</b>	1,989,133.03	1,732,922.20	1,943,952.79	112%	1,766,158.43	1,929,104.60	109%	1,906,497.30	173,575.10	
<b>TOTAL BUDGET</b>	7,298,891.70	7,364,422.07	\$6,049,331.78	82%	6,821,156.95	\$5,639,170.99	83%	7,494,475.39	\$130,053.32	
Total Revenues & Beginning Fund Balance	7,298,891.70	7,364,422.07	\$6,049,331.78	82%	6,821,156.95	\$5,639,170.99	83%	7,494,475.39	130,053.32	
Difference between Revenues & Total Budget	0.00	0.00	0.00		0.00	0.00		0.00	0.00	
Change in Fund Balance	175,404.68	(80,806.15)	(23,363.01)		(41,191.28)	121,754.89		(60,818.50)	19,987.65	
		167,940.00						167,940.00	Roof Replacement	
		87,133.85						107,121.50	Ongoing Operations	

**Belle Creek Charter School  
Revenue and Expense  
Budget/Actual**

	FY 2018-2019				FY 2017-2018			FY 2018-19		Comments
	Adopted Budget	March	75%	of the year %	Revised Budget	03/31/18 YTD Actuals	% Adj. Budget	Projected Actuals	Over/(Under) Adjusted Budget	
		Revised Budget	03/31/19 YTD Actuals							
<b>Grants Fund</b>										
<b>BEGINNING FUND BALANCE</b>	0.00	0.00	\$0.00	-	0.00	\$0.00	-	0.00		
<b>GRANTS FUND REVENUE</b>										
ELPA	44,500.00	44,500.00	58,449.44	131%	43,332.13	44,780.64	103%	58,449.44	13,949.44	
ELPA - Excellence	0.00	0.00	0.00	-	11,396.00	0.00	-	0.00	0.00	
TITLE IIA Staff Development	11,000.00	11,369.00	6,612.80	58%	6,581.52	0.00	-	12,468.79	1,099.79	\$10.57 per Student
State Gifted and Talented	175.00	175.00	800.00	457%	175.78	0.00	-	400.00	225.00	
READ Act	30,000.00	30,000.00	0.00	-	38,965.04	35,001.14	90%	42,574.00	12,574.00	43 x \$813.98 Per Student
Jarid Polis Foundation Grant	0.00	0.00	0.00	-	0.00	0.00	-	0.00	0.00	
<b>Total Revenue</b>	85,675.00	86,044.00	\$65,862.24	77%	100,450.47	\$79,781.78	79%	113,892.23	\$27,848.23	
<b>REVENUES &amp; BEGINNING FUND BALANCE</b>	85,675.00	86,044.00	\$65,862.24	77%	100,450.47	\$79,781.78	79%	113,892.23	\$27,848.23	
<b>GRANTS FUND EXPENDITURES</b>										
ELPA				-			-			
Salaries	32,000.00	32,000.00	47,904.84	150%	30,943.47	20,892.13	68%	43,904.84	11,904.84	
ELA Stipend	4,000.00	4,000.00	0.00	-	5,000.00	0.00	-	5,000.00	1,000.00	
Benefits	6,912.00	6,912.00	9,544.60	138%	6,606.43	3,564.24	54%	9,544.60	2,632.60	
Supplies	1,588.00	1,588.00	0.00	-	782.23	0.00	-	0.00	(1,588.00)	
Total ELPA	44,500.00	44,500.00	57,449.44	129%	43,332.13	24,456.37	56%	58,449.44	13,949.44	
ELPA - Excellence - Supplies	0.00	0.00	0.00	-	11,396.00	0.00	-	0.00	0.00	
TITLE IIA Staff Development - Salary	11,000.00	7,200.00	6,600.00	92%	6,581.52	5,734.00	87%	7,200.00	0.00	
TITLE IIA Staff Development - Benefits	0.00	1,555.20	0.00	-	0.00	1,224.21	-	1,555.20	0.00	
TITLE IIA Staff Development - Purch. Service	0.00	2,613.80	2,700.00	103%	0.00	1,924.00	-	3,713.59	1,099.79	
Gifted and Talented - Supplies	175.00	175.00	175.00	100%	175.78	390.95	222%	400.00	225.00	
READ Act. Salary	30,000.00	30,000.00	0.00	-	38,965.04	21,685.98	56%	37,659.18	7,659.18	
READ Act. Benefits	0.00	0.00	0.00	-	0.00	0.00	-	3,474.82	3,474.82	
READ Act. Instructional Supplies & Materials	0.00	0.00	1,440.00	-	0.00	0.00	-	1,440.00	1,440.00	
<b>Total Expenditures</b>	85,675.00	86,044.00	\$68,364.44	79%	100,450.47	\$55,415.51	55%	113,892.23	\$27,848.23	
Operating Reserve Unrestricted	0.00	0.00	(2,502.20)	-	0.00	24,366.27	-	0.00	0.00	
<b>RESERVES / ENDING FUND BALANCE</b>	0.00	0.00	(\$2,502.20)	-	0.00	\$24,366.27	-	0.00	\$0.00	
<b>TOTAL BUDGET</b>	85,675.00	86,044.00	\$65,862.24	77%	100,450.47	\$79,781.78	79%	113,892.23	\$27,848.23	



**Belle Creek Charter School  
Revenue and Expense  
Budget/Actual**

	FY 2018-2019				FY 2017-2018			FY 2018-19		Comments
	Adopted Budget	March Revised Budget	75% 03/31/19 YTD Actuals	% of the year Budget	Revised Budget	03/31/18 YTD Actuals	% Adj. Budget	Projected Actuals	Over/(Under) Adjusted Budget	
	<b>Student Activity Fund</b>									
<b>BEGINNING FUND BALANCE / LIABILITY</b>	33,925.21	41,247.96	41,247.96	100%	31,305.20	33,925.21	108%	41,247.96	0.00	
<b>STUDENT ACTIVITY FUND REVENUE</b>										
Scholastic Book Fair / Library	5,500.00	5,500.00	2,795.16	51%	5,500.00	2,641.97	48%	5,500.00	0.00	
Field Trips	15,000.00	15,000.00	5,583.00	37%	15,000.00	3,760.75	25%	15,000.00	0.00	
National Honor Society	1,500.00	1,500.00	717.63	48%	1,500.00	0.00	-	1,500.00	0.00	
Student Council	1,000.00	1,000.00	871.08	87%	1,000.00	875.02	88%	1,000.00	0.00	
Uniforms / Sports	38,500.00	38,500.00	42,156.58	109%	38,500.00	44,955.39	117%	38,500.00	0.00	
Cheerleaders	5,000.00	5,000.00	715.00	14%	5,000.00	4,600.18	92%	5,000.00	0.00	
Yearbooks/Other	7,000.00	7,000.00	0.00	-	7,000.00	2,878.90	41%	7,000.00	0.00	
Music/Band	5,000.00	5,000.00	212.00	4%	5,000.00	250.00	5%	5,000.00	0.00	
Music Store	3,000.00	3,000.00	0.00	-	3,000.00	0.00	-	3,000.00	0.00	
Art Club	1,000.00	1,000.00	0.00	-	1,000.00	436.41	44%	1,000.00	0.00	
Fundraisers	15,000.00	15,000.00	4,036.57	27%	15,000.00	5,494.38	37%	15,000.00	0.00	
PTO	5,000.00	5,000.00	0.00	-	5,000.00	1,267.50	25%	5,000.00	0.00	
School Safety - Go Fund Me	0.00	0.00	0.00	-	0.00	913.70	-	0.00	0.00	
Staff Social Committee	1,000.00	1,000.00	1,321.00	132%	1,000.00	1,225.00	123%	1,000.00	0.00	
<b>Total Revenue</b>	103,500.00	103,500.00	58,408.02	56%	103,500.00	69,299.20	67%	103,500.00	\$0.00	
<b>REVENUES &amp; BEGINNING FUND BALANCE</b>	137,425.21	144,747.96	\$99,655.98	69%	134,805.20	\$103,224.41	77%	144,747.96	\$0.00	
Scholastic Book Fair / Library	5,500.00	5,500.00	2,405.80	44%	5,500.00	2,509.07	46%	5,500.00	0.00	
Field Trips	15,000.00	15,000.00	5,490.00	37%	15,000.00	3,245.00	22%	15,000.00	0.00	
National Honor Society	1,500.00	1,500.00	454.33	30%	1,500.00	12.00	1%	1,500.00	0.00	
Student Council	1,000.00	1,000.00	871.08	87%	1,000.00	877.31	88%	1,000.00	0.00	
Uniforms / Sports	38,500.00	38,500.00	26,689.18	69%	38,500.00	39,142.62	102%	38,500.00	0.00	
Cheerleaders	5,000.00	5,000.00	1,886.17	38%	5,000.00	2,931.06	59%	5,000.00	0.00	
Yearbooks/Other	7,000.00	7,000.00	1,137.50	16%	7,000.00	282.00	4%	7,000.00	0.00	
Music/Band	5,000.00	5,000.00	0.00	-	5,000.00	0.00	-	5,000.00	0.00	
Music Store	3,000.00	3,000.00	0.00	-	3,000.00	0.00	-	3,000.00	0.00	
Art Club	1,000.00	1,000.00	0.00	-	1,000.00	0.00	-	1,000.00	0.00	
Fundraisers	15,000.00	15,000.00	843.94	6%	15,000.00	2,522.59	17%	15,000.00	0.00	
PTO	5,000.00	5,000.00	0.00	-	5,000.00	1,012.94	20%	5,000.00	0.00	
Staff Social Committee	1,000.00	1,000.00	29.94	3%	1,000.00	984.39	98%	1,000.00	0.00	
<b>Total Expenditures</b>	103,500.00	103,500.00	\$39,807.94	38%	103,500.00	\$53,518.98	52%	103,500.00	\$0.00	
Operating Reserve Unrestricted	33,925.21	41,247.96	59,848.04	145%	31,305.20	49,705.43	159%	41,247.96	0.00	
<b>RESERVES / ENDING FUND BALANCE</b>	33,925.21	41,247.96	\$59,848.04	145%	31,305.20	\$49,705.43	159%	41,247.96	\$0.00	
<b>TOTAL BUDGET</b>	137,425.21	144,747.96	\$99,655.98	69%	134,805.20	\$103,224.41	77%	144,747.96	\$0.00	

**Belle Creek Charter School  
Revenue and Expense  
Budget/Actual**

	FY 2018-2019				FY 2017-2018			FY 2018-19		Comments
	Adopted Budget	March Revised Budget	75% 03/31/19 YTD Actuals	% of the year Budget	Revised Budget	03/31/18 YTD Actuals	% Adj. Budget	Projected Actuals	Over/(Under) Adjusted Budget	
	<b>All Funds</b>									
Beginning Fund Balance	1,847,653.56	1,854,976.31	2,008,563.76	108%	1,838,654.91	1,841,274.92	100%	2,008,563.76	153,587.45	
Revenues	5,674,338.36	5,740,237.72	4,206,286.24	73%	5,217,757.71	3,980,902.26	76%	5,744,551.82	4,314.10	
<b>REVENUES &amp; BEGINNING FUND BALANCE</b>	<b>7,521,991.91</b>	<b>7,595,214.03</b>	<b>\$6,214,850.00</b>	<b>82%</b>	<b>7,056,412.62</b>	<b>\$5,822,177.18</b>	<b>83%</b>	<b>7,753,115.58</b>	<b>\$157,901.55</b>	
Expenditures	5,498,933.68	5,821,043.87	4,213,551.37	72%	5,258,948.99	3,819,000.88	73%	5,805,370.32	(15,673.55)	
<b>EXPENDITURES &amp; TRANSFERS</b>	<b>5,498,933.68</b>	<b>5,821,043.87</b>	<b>\$4,213,551.37</b>	<b>72%</b>	<b>5,258,948.99</b>	<b>\$3,819,000.88</b>	<b>73%</b>	<b>5,805,370.32</b>	<b>(\$15,673.55)</b>	
<b>RESERVES / ENDING FUND BALANCE</b>	<b>2,023,058.24</b>	<b>1,774,170.16</b>	<b>\$2,001,298.63</b>	<b>113%</b>	<b>1,797,463.63</b>	<b>\$2,003,176.30</b>	<b>111%</b>	<b>1,947,745.26</b>	<b>\$173,575.10</b>	
<b>TOTAL BUDGET</b>	<b>7,521,991.91</b>	<b>7,595,214.03</b>	<b>\$6,214,850.00</b>	<b>82%</b>	<b>7,056,412.62</b>	<b>\$5,822,177.18</b>	<b>83%</b>	<b>7,753,115.58</b>	<b>\$157,901.55</b>	
<b>CHANGE IN FUND BALANCE</b>	<b>175,404.68</b>	<b>(80,806.15)</b>	<b>(\$7,265.13)</b>	<b>9%</b>	<b>(41,191.28)</b>	<b>\$161,901.38</b>	<b>-393%</b>	<b>(60,818.50)</b>	<b>\$19,987.65</b>	

**Reserve Requirements:**

Special Education Reserve:

\$2,000 per Special Education Student. Original count date 12/1/03 (16 Kids- Not verified). 1/5th to be deposited each year.

January 1, 2008 this amount shall be adjusted up or down based upon 12/1/2007 student count.

Thereafter, recalculated every five years. 2013, 2018, etc.

Special Education Count on 12/1/2007 was 64

64 x \$2,000 = \$128,000

December 2013 Count = 45

x \$2,000 per student = \$90,000

December 2015 Count = 38

December 2016 Count = 49

**Belle Creek Charter School Student Activity Report  
As of March 31, 2019**

<b>Account</b>	<b>Beginning Balance</b>	<b>Credit (Deposits)</b>	<b>Total Revenue</b>	<b>Debit (Expenses)</b>	<b>Balance</b>
Art Club	0.00	0.00	0.00	0.00	0.00
Band Booster Club/Music Donation	3,274.36	212.00	3,486.36	0.00	3,486.36
Cheerleading	2,243.48	715.00	2,958.48	(1,886.17)	1,072.31
Field Trip	2,633.36	5,583.00	8,216.36	(5,490.00)	2,726.36
Music Store	657.30	0.00	657.30	0.00	657.30
National Honor Society	0.00	717.63	717.63	(454.33)	263.30
Fund Raisers	7,901.57	4,036.57	11,938.14	(843.94)	11,094.20
Library Books	8,808.81	2,795.16	11,603.97	(2,405.80)	9,198.17
Other Pupil Activities	1,914.07	0.00	1,914.07	(1,137.50)	776.57
School Safety - Go Fund Me	1,233.67	0.00	1,233.67	0.00	1,233.67
Sports	1,659.65	42,156.58	43,816.23	(26,689.18)	17,127.05
Staff Social Committee	0.00	1,321.00	1,321.00	(29.94)	1,291.06
Student Council	350.68	871.08	1,221.76	(871.08)	350.68
Year Book	9,303.51	0.00	9,303.51	0.00	9,303.51
PTO	1,267.50	0.00	1,267.50	0.00	1,267.50
<b>TOTAL</b>	<b>41,247.96</b>	<b>58,408.02</b>	<b>99,655.98</b>	<b>(39,807.94)</b>	<b>59,848.04</b>